

Visiting the Children's Museum of Richmond

Downtown Location





I am going to visit the Children's Museum of Richmond. My adult will park the car in the parking deck.



When I see the front entrance with the blue tent, I will know that I am at CMoR.



We will walk through the two silver discs to get inside. I will hear my voice echo and it might be loud. I can cover my ears or walk around the discs if it is too loud.



When I walk inside, I might have to wait in line while we check-in to the museum. I can take some deep breaths and stand with my adult.

Now it's time to play!



Children's Museum

OF RICHMOND

I will see museum staff wearing shirts or red aprons with the logo on it. If I get lost or have a question, they will be able to help me. I may see some people wearing blue aprons, which means they are volunteers who help out at the museum.




I can ask the museum staff for a sensory backpack to use during my visit. Inside, there are fidget toys, a weighted vest, noise canceling headphones, sunglasses, a visor, and a communication card.

If I check out a sensory backpack, I will return it before leaving the museum so another kid can use it when they visit.



There are several BATHROOMS inside the museum. I can look for the bathroom sign or ask an adult for help finding it.




My family and I can explore the museum, play, and have fun! When I walk in, there will be a large space with a lot of fun things to do. I can choose to play in any exhibit.

Visit www.CMoRVA.org/plan-your-visit/exhibits to see a complete list of the museum exhibits.



If it is summertime and the weather is nice, I can bring a bathing suit and play outside in the SPLASHMOR splash pad. I will get wet, but that's okay. I will dry off and put my regular clothes back on before going to play in the other exhibits.



LITTLE FARM is a play space for young children* to explore.


*Ages 0-3



I will see a big APPLE TREE. I can pick apples from the holes and gather them in a basket to put in the hopper.



I will see DINOSAURS. I can climb inside the hatching eggs, or build my own dinosaur skeleton.



At the BRIGHT exhibit, I will see a lot of pretty colors and bright lights to play with.



I can climb and explore in the TREEHOUSE. There might be other children playing here, but I will try to take turns and be kind.



At WATERPLAY, I can learn about the water cycle. I might get wet while playing, but it's okay because I know that I will dry. I can also go inside the dark CAVE.



If the weather is nice, I can play outside in the BACKYARD. There is a playground where I can climb, balance, and slide. I can also ride tricycles and use percussion instruments.



In the ART STUDIO, I can create with different materials and take my project home. It might be messy, but that's okay. I can go to the sink to wash my hands when I am finished.



I will have to ask my adult to buy a ticket to ride the CAROUSEL. On the carousel, I can choose an animal to ride. The carousel will go around several times, and I will hold on tight. If I don't want to go alone, my adult can stand next to me.



In the PLAYHOUSE, there is a stage where I can dance and perform.




In the AMBULANCE and HOSPITAL, I can play inside a real ambulance and pretend to visit the hospital. There might be other kids inside, but I can wait for my turn.



I can explore all of the places around TOWN SQUARE*! This area might be loud and busy, but I can do my best to share and be kind to others.

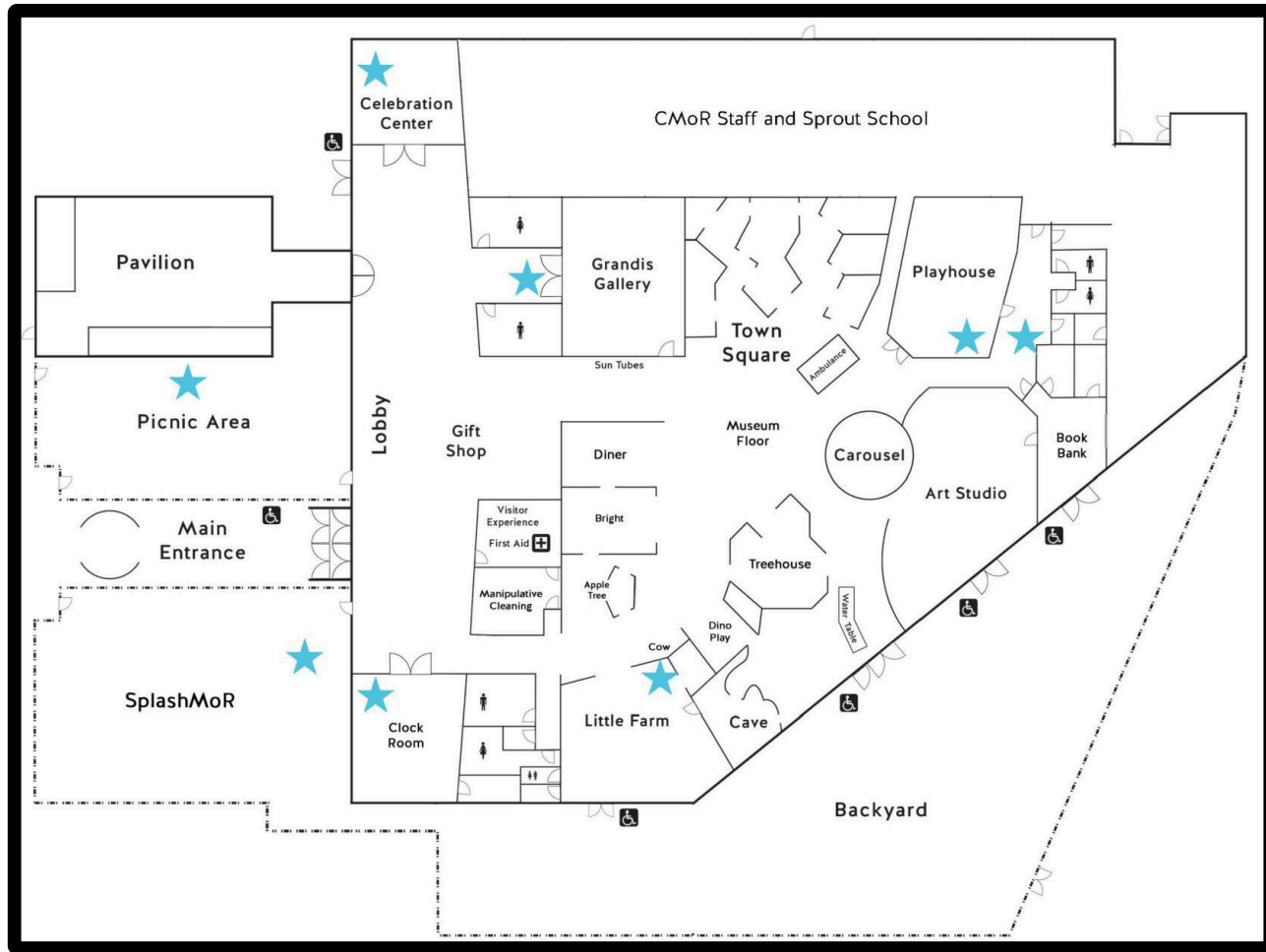
*Spots to explore include: cafe, grocery store, train, bank, news studio, car service station



I can put scarves inside the SUN TUBES to watch them move and fly. I can turn the handles to stop the scarves. The tubes are noisy when the air blows through.



I might walk by the GIFT SHOP. I can look at the toys, but I won't touch them without permission. I have to ask my adult about buying a toy or game. It's okay if they do not buy anything from the gift shop.



When I am in the museum, it might get loud with all the other kids playing around me. If I feel overwhelmed, I can take a break in one of the quiet zones marked by blue stars on the map. There I can sit quietly, take deep breaths, or rest until I am ready to play again.



When I am ready to leave, I can leave through the front doors with my adult. I can wave goodbye to the museum. I had such a fun time at the Children's Museum of Richmond. I can't wait to come back!

Adult Tip Sheet

1

Quiet Room in the Museum

We have designated potential quiet zones throughout the museum. To note, the noise level of these zones is dependent on visitation and groups. You can view our quiet zone map on our website or ask a museum staff member for recommendations:

www.childrensmuseumofrichmond.org/accessibility-inclusivity

2

Sensory Backpacks

Ask the front desk to check-out a free sensory backpack for the duration of your visit. Inside, you will find a variety of sensory tools (fidget toys, weighted vest, noise canceling headphones, sunglasses, a visor, and a communication card) to meet your child's needs. Please return the backpack at the end of your visit.

3

Create a Plan with Visual Schedules

Pair this social story with our free printable visual schedule, found on our website. You can work with your child to set a plan for your museum visit. For more information, visit:

<https://www.childrensmuseumofrichmond.org/accessibility-inclusivity/>

4

Carousel Rides

Rides cost \$3 and tickets can be purchased online or at the front desk. There is an ADA Accessible seat, ask the attendant for assistance. Adults can stand for free with a child!

5

Snack Spots

Snack spaces indoors and outdoors. Snacks are available for purchase at the front desk.

6

What to Wear

Museum play can sometimes be messy. Please wear clothing that you feel comfortable getting dirty/wet or plan accordingly! In the summertime, our SplashMoR splash pad is open and bathing suits are encouraged. Shirts and shoes must be worn in all indoor exhibits.

7

Additional Exhibit Information

A full list of our exhibits with detailed descriptions can be found online at:

<https://www.childrensmuseumofrichmond.org/plan-your-visit/exhibits/>

8

Photograph Policy

Please be aware that with admission to the museum, you give permission to the museum to take photos and videos of you and your children for promotional, educational, advertising, or other reasons. Notify the front desk staff if you do not consent to this policy.

For more information, please visit:

www.CMoRVA.org/about-us/museum-policy/

9

Visit our Website

For resources or information on accessibility and inclusivity, please visit:

<https://www.childrensmuseumofrichmond.org/accessibility-inclusivity/>. To speak with a staff member, please call (804) 474-7000 or email education@cmorva.org.

MUSEUM MANNERS

MODALES EN EL MUSEO

1

Stay close to your child at all times—supervised play is the best kind of play!

Permanezca cerca de su hijo en todo momento—¡el juego supervisado es el mejor juego!



2

Remind your child to use walking feet and indoor voices.

Recuerde a su hijo caminar en el museo y hablar en voz baja.



3

Ensure your child keeps their shoes on (except when playing outside at SplashMoR).

Asegúrese de que su hijo mantenga sus zapatos puestos (excepto cuando juegue afuera en SplashMoR).



4

Snacks are allowed in designated areas only—let's keep the exhibits clean and ready for play.

Se permiten meriendas únicamente en áreas designadas; mantengamos las exhibiciones limpias y listas para jugar.



5

Encourage your child to share and take turns to keep play fun for everyone.

Anime a su hijo a compartir y a tomar turnos para que el juego sea divertido para todos.



Be an active participant—PLAY together, CONNECT, and CREATE special memories with your child!



VCU

College of Health
Professions

Occupational Therapy

**Developed in collaboration with Virginia Commonwealth University
Department of Occupational Therapy**

Created By: Alexis Osimani

Faculty Support Provided By: Carole Ivey, PhD, OTR/L, FAOTA

Updated: January 2025