

Visiting the Children's Museum of Richmond


Chesterfield Location



**Children's
Museum**
OF RICHMOND



I am going to visit the Children's Museum in Chesterfield. When I see the huge sign with the red puzzle piece, I will know that I am there.



When I get inside, the museum educator will show us where to go. They will be wearing teal! I will walk with my group to a classroom to hear about the Museum's rules and the schedule.

The educator will talk to my group about the rules of the museum.

These rules help us to:
STAY SAFE
and
HAVE FUN!

It might be hard to sit patiently, but I know that it is important to listen right now.

MUSEUM MANNERS

LOS MODALES EN EL MUSEO


1.



Make sure your adult stays with you.

Asegúrate que tu adulto se quede contigo.

2.



Use inside voices.

Habla en voz baja.

3.



Use your walking feet.

Camina despacio.


4.



Take turns and share.

Toma turnos y comparte.

5.



Have fun learning through play!

¡Diviértete aprendiendo mientras juegas!



I can ask the museum staff for a sensory backpack to use during my visit. Inside, there are fidget toys, a weighted vest, noise canceling headphones, sunglasses, a visor, and a communication card.

If I check out a sensory backpack, I will return it before leaving the museum so another kid can use it when they visit.



We will go into a classroom, where we will listen to the museum educator and learn about our field trip topic.

We will learn so much while we play!

I know that before or after the program is over, I will get to explore the whole museum. I can't wait!



My group and I will explore the museum, play, and have fun! When I walk in, there will be a large space with lots of fun things to do. I will remember to stay with my group.

Visit www.CMoRVA.org/plan-your-visit/exhibits to see a complete list of the museum exhibits.



**Children's
Museum**
OF RICHMOND

I will see museum staff wearing red shirts or aprons with the logo on it. If I get lost or have a question, they will be able to help me.



There are several BATHROOMS inside the museum. I must ask my grown-up if I need to go to the bathroom because my group needs to stay together.



At the TRANSPORTATION STATION, I will see a bus, firetruck, and large tires to climb on! There might be other kids playing, but I can wait for my turn.



I will see a big BERRY BUSH. I can pick berries off of the bushes and place them inside the basket!



I can explore all of the places around TOWN SQUARE*!
This area might be loud and busy, but I can do my best to
share and be kind to others.

*Places to explore include: diner, theater, grocery store, veterinarian clinic,
bank, car repair shop



I can put scarves inside the AIR TUBES to watch them move and fly.



At WATER PLAY, I can play with water and learn how it moves around. I might get wet while playing, but it's okay because I know it will dry.



In the ART STUDIO, I can create art. It might be messy, but that's okay. I can go to the sink to wash my hands when I am finished.



I can explore and slide down the CLIMBER.
There might be other children playing here, but I
will try to take turns and be kind.



**THIS AREA IS
TEMPORARILY
CLOSED**

We apologize for the inconvenience!

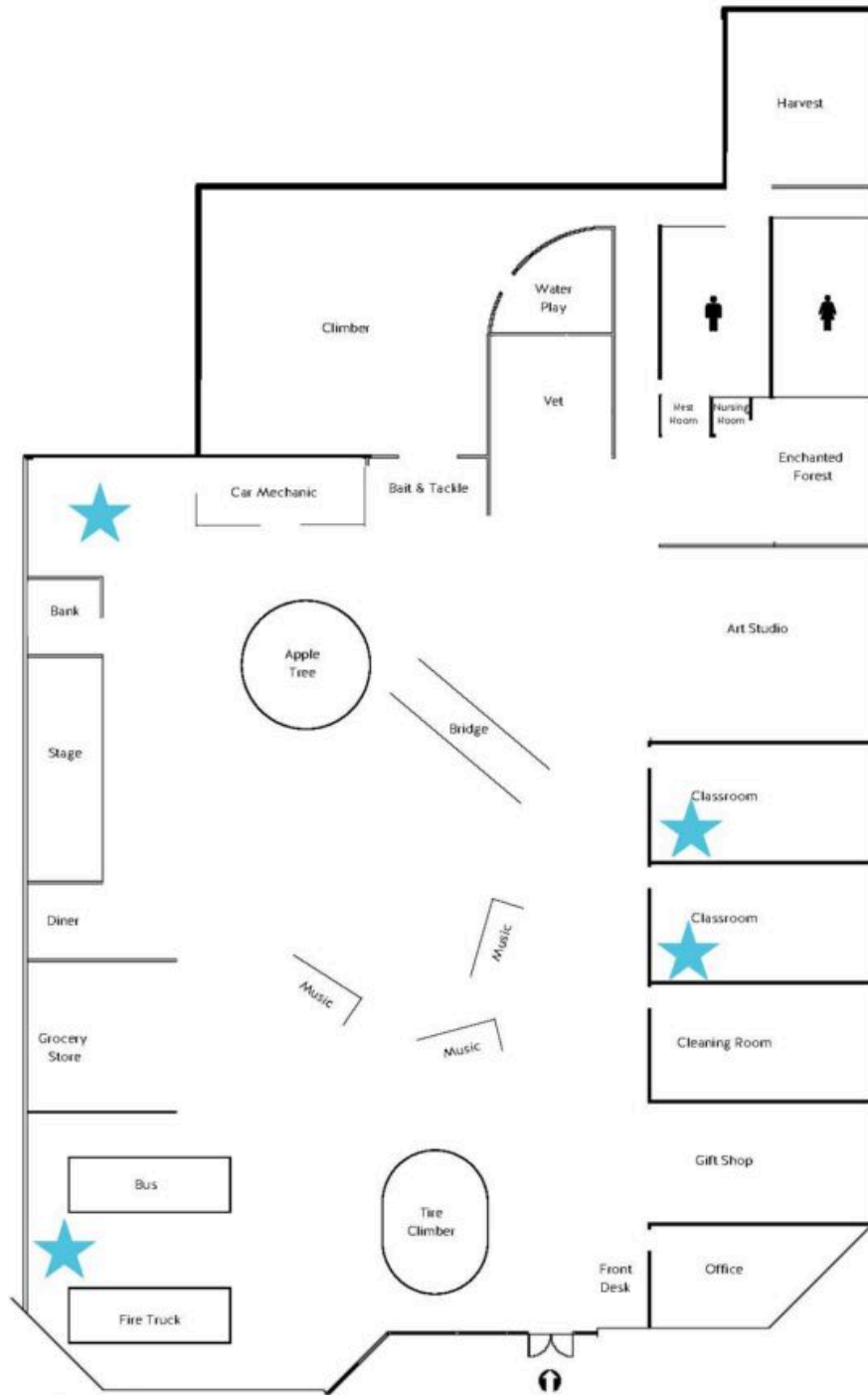
Sometimes, an exhibit will be closed because it is getting fixed to become more fun. I know that I can just explore a different area today.

When I am in the museum, it might get loud with all of the other kids playing around me. If I feel overwhelmed, I can find a quiet spot to take a break or ask an adult for help. There I can use fidget toys, take deep breaths, or rest until I am ready to go back.





I might walk by the GIFT SHOP. I can look at the toys, but I won't touch them without permission. It's okay if I don't get a toy from the giftshop today.



When I am in the museum, it might get loud with all the other kids playing around me. If I feel overwhelmed, I can take a break in one of the quiet zones marked by blue stars on the map. There I can use fidget toys, take deep breaths, or rest until I am ready to go back.



If my group is going to eat lunch at the museum, we will either eat in the classroom or on the stage. I can eat alongside my classmates and have fun. I will clean up my area before I leave.



When my group is ready to leave, we will meet at the front doors. I can wave goodbye to the museum as I go out the door and head to the bus or van. I had such a fun time at the Children's Museum in Chesterfield. I can't wait to come back!