


## CONTINUE THE LEARNING




Thank you for spending time with the Children's Museum of Richmond. We hope you enjoyed your educational program, Adapt in the Habitat!

To encourage learning to continue after your CMoR program, we invite you to use activities to deepen understanding of animal habitats and adaptations.

## LESSON EXTENSIONS



- "Animal Home" activity (included below)
- "All About Me" activity (included below)



## EXTRA RESOURCES

Smithsonian Video for Kids. Explore Animal Adaptations.  
<https://www.youtube.com/watch?v=iq63QW8gZjI>

National Geographic Kids. Habitats.  
<https://kids.nationalgeographic.com/nature/habitats>

# ACTIVITY INSTRUCTIONS

## **"ANIMAL HOME" ACTIVITY**

Where oh where does my animal live?

Using the creature that you created in the field trip program, imagine the habitat, or environment, in which your newly created animal will live. Draw this habitat using the template below.

This environment should include the 5 basic needs of animals (air, food, water, shelter, and space). For older students, have them explain a physical or behavioral adaptation their animal has gained due to their imaginary habitat.

### **Additional idea:**

Students can work in groups to design their habitats. Another support is to provide images of different types of habitats to inspire students.

## **"ALL ABOUT ME!" ACTIVITY**

Students will select an animal that has an adaptation based on their interests (assist students with selecting animals that have adaptations). Then, they will research their animals using books from the library or internet content to answer four key questions:

- What is a fact about my animal?
- What does my animal look like?
- What is my animal's adaptation?
- Where does my animal live?

Students can draw and write their information of their animals on the poster provided below. When they are done, share and display their posters.


### **Additional idea:**

Have students use larger paper to create a poster, or they can design their own presentation based on the four prompt questions above.

NAME: \_\_\_\_\_

DATE: \_\_\_\_\_

# ANIMAL HOME ACTIVITY

A large, empty rectangular box with a thick black border, occupying the majority of the page below the title. It is intended for a child to draw or write about an animal home.

# ALL ABOUT \_\_\_\_\_!

Picture of Me!

Fun Facts About Me!

My Super Cool Adaptation!

Where I Live